



District Report Card: 2017


State: Assam	District: Dhubri
Class: 8	Subject: Language
Schools: 51	Students: 1151


Participation/Coverage


Students

<div>GENDER</div> <div></div>	Boys		Girls	
	Number	%	Number	%
	540	46.92	611	53.08

<div>AREA</div> <div></div>	Rural		Urban	
	Number	%	Number	%
	1004	87.23	147	12.77

<div>CATEGORY</div> <div></div>	SC		ST		OBC		GEN	
	Number	%	Number	%	Number	%	Number	%
	71	6.17	7	0.61	122	10.60	951	82.62

<div>CWSN</div> <div></div>	LD	VI	HI	S&LD	ID	Oth
	3	2	1	5	0	10

<div>Management</div> <div></div>	Government		Government-aided	
	Number	%	Number	%
	867	75.33	284	24.67

Average Performance of Students in Language (%)

Overall	Gender		Area		Management		Social Group			
	Male	Female	Rural	Urban	Govt.	Aided	SC	ST	OBC	GEN
54.42	54.51	54.35	54.95	50.79	53.30	57.84	43.76	54.29	49.34	55.87

Performance on Learning Outcomes (LOs)

Learning Outcomes	Description	Average Performance(%)
L813	Read textual/non-textual materials with comprehension and identifies the details, characters, main idea and sequence of ideas and events while reading	54.42

Range of Performance of Students who Answered Correctly							
Below 30%		30% - 50%		50% - 75%		Above 75%	
Number	%	Number	%	Number	%	Number	%
173	15.03	303	26.32	486	42.22	189	16.42

Lowest Performing Learning Outcomes (LOs)

1 - Read textual/non-textual materials with comprehension and identifies the details, characters, main idea and sequence of ideas and events while reading (54.42)